

PIVOT Search Guide

Set up

Step 1: Access the PIVOT website <https://pivot.proquest.com>

pivot™
Login using your Pivot Account

User

Password

Login or register for a Pivot account

[Free Trial](#) | [About Pivot](#) | [Privacy](#) | [Terms of Use](#) | [Contact](#)

© 2013, ProQuest, LLC. All rights reserved.

Step 2: Create a PIVOT log in by clicking “Register for a Pivot Account” below the password box.

Create your Pivot Account

You must be affiliated with an institution that subscribes to Pivot in order to create an account. You will receive a verification email. Once your account is created, your email address will be your Pivot user id.

All fields required.

Name

Email

Password

Re-enter password

Affiliated Member Institution

Create my account

Searching Tips

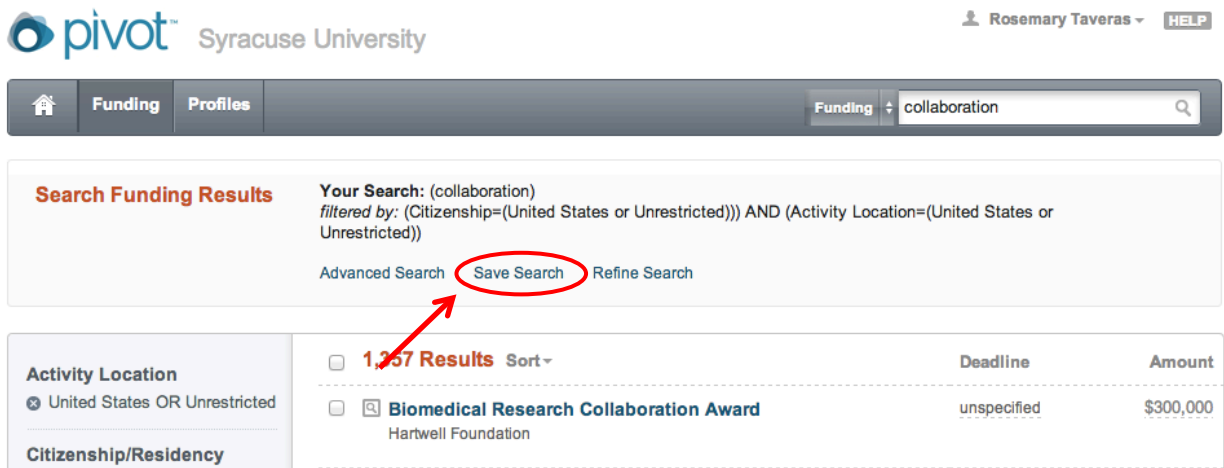
General tips

- It is best to keep your search broad and include the field you are searching for instead of the specific topic.
- When looking for a specific grant, enter the title without quotation marks. If the title is listed, it will be one of the first opportunities listed.
- If a funding opportunity is not listed by the exact title you are searching for, you can also search by sponsor. Once you click on the funder’s name, PIVOT will pull up all of the funding opportunities available from that funder.
- Searches are case insensitive. Using either upper or lower case letters will yield the same result.

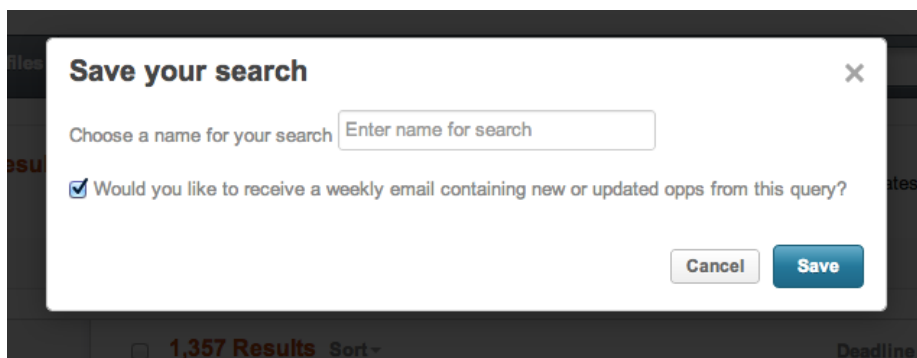
- When reviewing individual opportunities from a search list, make sure to either: A) Right click on the opportunity to open in a new window or tab, or, B) After reviewing opportunity, click on "back to" arrow in upper left corner of windows screen. If you do not, you will lose the search and have to start from scratch.

Saving your searches

1. Make sure you have created a PIVOT profile (see above).
2. Before you start your search, log in to PIVOT.
3. Once you have completed your search, click "Save Search" (see below).




4. **Create a funding alert:** Once you have completed a search and elected to save it for the future, PIVOT will ask if you want to receive weekly updates. All you have to do is make sure the box is checked when saving your search (see below).



Advanced Search

To Conduct an Advanced Search:

1. Choose the "Funding" tab and then click "Advanced Search."



- Choose a matching option. These options allow you to either narrow or broaden your search criteria depending on your selection.

Funding Advanced Search

[View Tutorial](#)

Your query contains institutional filters. Uncheck them if you wish to remove the filters from your query.

Activity Location Filter
 United States OR Unrestricted

Citizenship/Residency Filter
 United States OR Unrestricted

Find Opportunities matching

Match *all* of the fields Match *any* of the fields ⓘ

	All Fields ▾	<input type="text"/>	or	<input type="text"/>	or	<input type="text"/>	ⓘ
and	All Fields ▾	<input type="text"/>	or	<input type="text"/>	or	<input type="text"/>	
and	All Fields ▾	<input type="text"/>	or	<input type="text"/>	or	<input type="text"/>	

- ▶ Amount
- ▶ Deadlines
- ▶ Limited Submission
- ▶ Activity Location
- ▶ Citizenship or Residency
- ▶ Funding Type
- ▶ Keyword
- ▶ Requirements
- ▶ Sponsor Type

Match all Fields

This will retrieve records including ALL of your selected search criteria. This is the default option and is used unless another option is selected. *Example:* Selecting “AIDS” as a KEYWORD and selecting “Private Foundation” as the SPONSOR TYPE will retrieve all funding opportunities dealing with AIDS from private foundations.

Match Any Field

This will retrieve records including ANY of your selected criteria. *Example:* Selecting “AIDS” as a KEYWORD and typing “National Institutes of Health” in the SPONSOR field will retrieve all funding opportunities that have the keyword AIDS, as well as all funding opportunities from the National Institutes of Health, whether or not they fund AIDS research.

At the bottom of the page, you can exclude fields from your search. You can exclude any combination of terms. Additionally, you can exclude other fields by clicking on “More Search Attributes.”

Boolean searching

Boolean operators AND, OR, and NOT can be used within the basic search and advanced search.

Examples:

- Baseball AND Football will retrieve all records containing both the words baseball and football.
- Baseball OR Football will retrieve all records containing either the words baseball or football.
- Baseball NOT Football will retrieve all records containing the word baseball without the word football.

Searching for phrases

Use quotations for exact phrase searching.

Example: "Baseball Football" will only retrieve records containing exact phrase —baseball football.

Wildcard, proximity, and precedence searching

Use wildcard or truncation (Asterisk), proximity operators (pre/#, w/#) and precedence (Parentheses) to give your search more flexibility.

Examples: Wildcard: creativ* will retrieve opportunities containing the terms creativity, creative, creativeness, and creatively. (gene w/2 mouse) searches for the word "gene" within 2 words of "mouse"

Punctuation

With the exception of the hyphen, do not use punctuation marks (slashes, commas, etc.). Punctuation marks in most cases will retrieve erroneous results. This also applies to the Amount Field. For monetary amounts, leave out any commas or periods. E.g. \$10,000 = 10000.

Profile Searches

Within Syracuse University

The Profiles tab allows users to search for funding by using scholar profiles at Syracuse University and other institutions.

1. Click on the Profiles tab.
2. Enter the name of a scholar with similar research interests, and click search. Select scholar name.

The screenshot shows the Pivot search interface for Syracuse University. At the top, the Pivot logo and "Syracuse University" are visible, along with "Announcements" and "Matthew Stewart" user information. A navigation bar contains "Funding", "Profiles" (circled in red with a "1" above it), and "Papers Invited". A search bar on the right contains "Profiles" and a search input field. Below the navigation bar, the "Profiles" section is active, showing a search input field with "((andrew london))" (circled in red with a "2" above it) and a "Search" button. Below the search bar, there are links for "Advanced Search" and "Refine Search". The main content area displays a list of profiles. On the left, there is a filter section for "Institution" with "Syracuse University: 67" (checked) and "Outside Institutions: 20,248" (unchecked). Below this is a "Filter by" section with "Agriculture: 0". On the right, there is a list of profiles. The first profile, "London, Andrew S." (circled in red), is checked and has an "Add to Group" button next to it. Below it, the text "Department of Sociology", "Maxwell School of Citizenship & Public Affairs", and "Syracuse University" is displayed. The second profile, "Wilmoth, Janet M.", is unchecked.

- Select hyperlink for “Funding Opportunities” under “Funding Matches” on the right side of the screen to view potentially relevant funding opportunities.
- Sort by appropriate parameters on the left side of the screen. For example: “Top Funding Types: Research”; “Top Applicant Types: Individual: Early Career.”

		5b <input type="checkbox"/> 9 Results Sort ▾	Deadline	Amount
Country ⓘ <input checked="" type="checkbox"/> United States Submission type Limited Submission: 3 Other internal coordin...: 2 Top funding types Research: 4 18 Program or Curriculum ...: 8 Training or Scholarshi...: 6 Postdoctoral Award: 4 Prize or Award: 4 Top sponsor types Federal, U.S.: 14 Private Foundation: 10 Professional Society o...: 8 Academic Institution: 4 Other Nonprofit: 3 Top applicant types Individuals: Early Car...: 4 24 Individuals: Mid-Caree...: 23 Nonprofit: 23 Government: 21 Academic Institution: 19	<input type="checkbox"/>	Research on Transgender Health (R21) United States Department of Health and Human Services (HHS) National Institutes of Health (NIH)	16 Nov 2017 Application Confirmed	\$275,000 USD
	<input type="checkbox"/>	Research on Transgender Health (R01) United States Department of Health and Human Services (HHS) National Institutes of Health (NIH)	05 Nov 2017 Application Confirmed	see record
	<input type="checkbox"/>	Amy Biehl Youth Spirit Award New Mexico Voices for Children	05 May 2018 Self-Nominatio... Anticipated	\$1,000 USD
	<input type="checkbox"/>	Women and Sex/Gender Differences in Drug and Alcohol Abuse/Dependence (R01) United States Department of Health and Human Services (HHS) National Institutes of Health (NIH)	05 Nov 2017 Application Confirmed	see record
	<input type="checkbox"/>	Women and Sex/Gender Differences in Drug and Alcohol Abuse/Dependence (R03) United States Department of Health and Human Services (HHS) National Institutes of Health (NIH)	16 Nov 2017 Application Confirmed	\$100,000 USD
	<input type="checkbox"/>	Women and Sex/Gender Differences in Drug and Alcohol Abuse/Dependence (R21) United States Department of Health and Human Services (HHS) National Institutes of Health (NIH)	16 Nov 2017 Application Confirmed	\$275,000 USD
	<input type="checkbox"/>	Drug Abuse Dissertation Research (R36) United States Department of Health and Human Services (HHS) National Institutes of Health (NIH)	16 Nov 2017 Application Confirmed	\$50,000 USD
	<input type="checkbox"/>			
	<input type="checkbox"/>			
	<input type="checkbox"/>			

- To save the results from this search, either a) Check boxes by the box next to the number of results, or b) Click top box next to RESULTS to select all.
- Click TRACK to add to your own tracked opportunities or SHARE to email the list of filtered results to yourself each.

		<input checked="" type="checkbox"/> Track <input type="checkbox"/> Set to Active <input type="checkbox"/> Share	Deadline	Amount
Country ⓘ <input checked="" type="checkbox"/> United States Submission type	<input checked="" type="checkbox"/>	Research on Transgender Health (R21) United States Department of Health and Human Services (HHS) National Institutes of Health (NIH)	16 Nov 2017 Application Confirmed	\$275,000 USD
	<input type="checkbox"/>			

Outside of Syracuse University

PIVOT also allows for profile searches of scholars at other institutions.

1. From the main menu, click Profiles.
2. Click “Advanced Search” under the Search bar.
3. Uncheck “Search Inside My Institution” box.
4. Click “Search Outside My Institution” box.
5. Enter the name of the scholar in the name field.

Note: Results will depend on if person being search has an affiliation with an institution holding a pivot subscription.

Profile Advanced Search

[View Tutorial](#)

Search inside my institution Search outside my institution **4**

Enter search terms

Search in: Expertise Keywords Homepage Pub Page
 CV Page Title Abstract Scholar Name
 Affiliation

Search by Name **5**

First name MI Last name

Other PIVOT Resources

PIVOT YouTube Search Guides: <http://www.youtube.com/user/ProQuestPivot>

SU Resources

Office of Sponsored Programs (OSP): ospoff@syr.edu

Internal submission dates for required paperwork, required forms (COI, IPA, IRR), budget templates, and proposal development advice: [OSP Forms, Checklists, and Templates](#)

Proposal Support Services - Office of Research

Christina Leigh Docteur
226 Lyman
cdocteur@syr.edu
<http://research.syr.edu>

Updated January 2019